

R156 THERMOSTATIC MIXING VALVE



R156

Part number	Connections
R156X004	3/4"
R156X005	1"

Description

R156 thermostatic mixing valve is installed on domestic sanitary systems to obtain energy saving, higher comfort in the use of hot water, and elimination of the scald risks due to excessive working temperatures. It can be placed in the thermal power plant on the risers of sanitary hot water, in the proximity of wall boilers or accumulation boilers, or in distribution cabinets in the case of pliable sanitary systems with manifold. Its installation has fundamental importance downstream of the boilers in solar systems, where the temperature of the accumulation tanks especially in summer periods, reaches very high values, over the normal temperatures. The wax bulb immersed into the mixed flux, assisted by a balanced system of springs, ensures retention of the required mixed temperature value, with rapid displacements of few tenth of millimetres effected depending on the variation of the hot and cold water supply temperatures. For sanitary systems having mixer taps, the installation of the R156 thermostatic mixing valve has great advantages; the keeping of the constant temperature of the hot water to the tap independently from the production temperature does not force the user to make continuous adjustments of the lever position, with evident higher wellbeing.

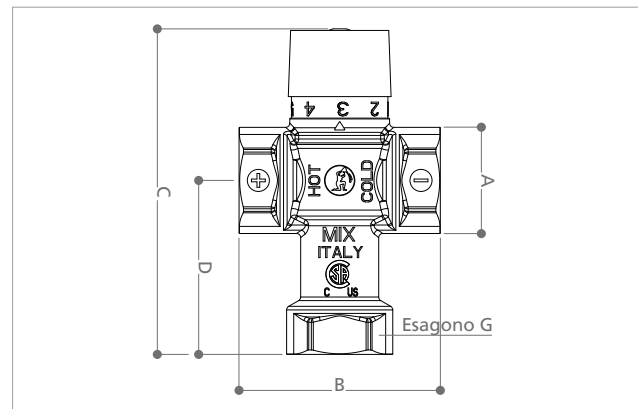
Technical data

Maximum working pressure: 1,6 MPa (16 bar)
 Maximum working temperature: 100°C
 Adjustment field: 38°C ÷ 60°C
 Adjustment scale subdivision: 1°C
 Adjustment precision: + - 1°C
 Thermostatic wax bulb
 Handle with position mechanical stop
 In compliance with A.S.S.E. 1017 standard

Materials

- Pressed brass body
- Internal spring in stainless steel
- Ethylene propylene o-rings
- Handle made of high resistance synthetic material
- Models available with chrome plating finishing

Dimensions



A	B	C	D	G	KV	
					min	max
3/4"	73	118	63	32	1,65	2
1"	73	118	63	32	1,75	2,2

Adjustment

R156 thermostatic mixing valve having five calibration positions allows setting at will the mixing temperature in the 38°C÷60°C range. As reported in the table, each numbered value corresponds to a reference temperature.

For intermediate positions to the numbered values, there are mixing temperatures with a difference of around 1°C. The mixing valve adjustment occurs by raising the handle and rotating it up to the selected number and afterwards by repositioning in the grooved seats at the body top.

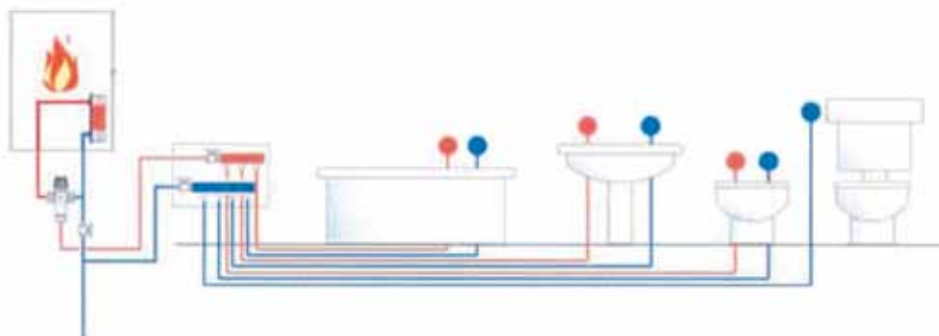
Position	Mixing temperature
1	38°C
2	43,5°C
3	49°C
4	54,5°C
5	60°C

Installation

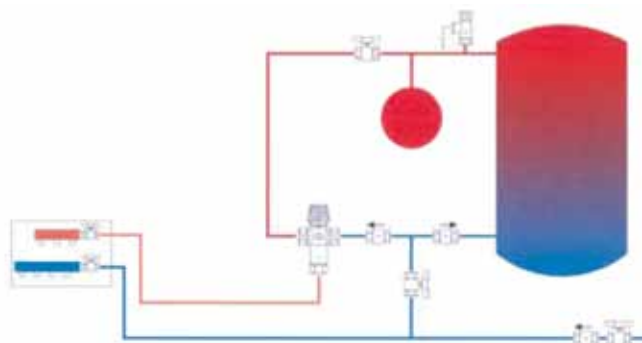
For correct mixing operation, it is essential to respect the connection mark indicated on the body. The line of the hot water must be joined to the connection marked with + sign, while the connection marked with - sign, must be connected to the line of the cold water. The third way marked by the word MIX is the mixed water outlet to be connected to the sanitary supplies. The correct operation of the R156 mixing valve is possible only if the temperature of the hot and of the cold water in the inlet are respectively lower and higher than the temperature required by the mixing.

In order to avoid blocking the mechanisms or loss of precision, filters that are able to eliminate impurities and sand transported by the water must be installed in the system. In order to effect inspection or cleaning operations, it is necessary to interrupt between mixing valve and pipes 3 piece fittings, or at least to effect connections that can be disassembled.

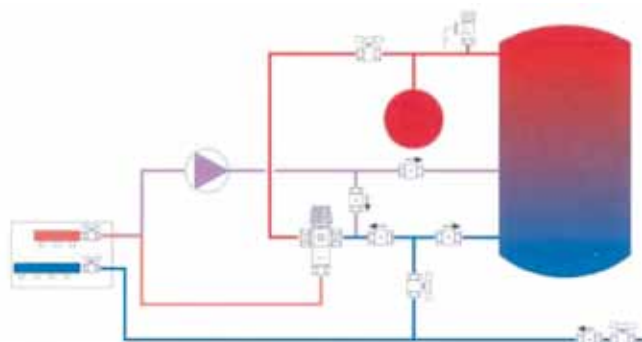
R156
THERMOSTATIC MIXING VALVE



Wall boilers and instantaneous exchangers



Accumulation boilers, production systems with solar panels, electrical water heaters



Sanitary systems with hot water recirculation

Product specifications

R156 thermostatic mixing valve, 3/4" size

Thermostatic mixing valve having 3/4" connections. Adjustment range from 38°C to 60°C with adjustment scale subdivision of 1°C. Pressed brass body, handle made of high resistance synthetic material with mechanical position stop. Internal springs in stainless steel, wax thermostatic bulb, O-rings in Ethylene Propylene. Max working temperature 100°C, max working pressure 1,6 MPa (16 bar). Dimensions 73x118x63 mm. In compliance with A.S.S.E. 1017 standard. Part number R156X004.

R156 thermostatic mixing valve, 1" size

Thermostatic mixing valve having 1" connections. Adjustment range from 38°C to 60°C with adjustment scale subdivision of 1°C. Pressed brass body, handle made of high resistance synthetic material with mechanical position stop. Internal springs in stainless steel, wax thermostatic bulb, O-rings in Ethylene Propylene. Max working temperature 100°C, max working pressure 1,6 MPa (16 bar). Dimensions 73x118x63 mm. In compliance with A.S.S.E. 1017 standard. Part number R156X005.

Additional information

For additional information please check the Giacomini website at the following address: www.giacomini.com

☎ +39 0322 923372

☎ +39 0322 923255

✉ consulenza.prodotti@giacomini.com

This pamphlet is merely for information purposes. Giacomini S.p.A. retains the right to make modifications for technical or commercial reasons, without prior notice, to the items described in this pamphlet. The information described in this technical pamphlet does not exempt the user from following carefully the existing regulations and norms on good workmanship.

Giacomini S.p.A. Via per Alzo, 39 I-28017 San Maurizio d'Opaglio (NO) Italy